



COLORING TEXTILES WITH BUGS: OLD [COCHINEAL] AND NEW [BACTERIA]

April 2019

Genspace, New York

Naomi Rosenkranz

njr2128@columbia.edu

Support for this workshop is made possible by the Public Outreach Grant, *Colorant Sustainability Workshops (Rosenkranz and Yar)*, from Columbia University's Center for Science and Society

This presentation is for personal use only. Please do not sell or copy.

Dye definition and sources

A **DYE** is a compound that absorbs into and colors another material, and is generally a complex organic material.

Natural dyes have historically been extracted from:

- **PLANTS**

- Such as alkanet, annatto, archil, brazilwood, buckthorn berries, cudbear, cutch, fustic, madder, indigo, litmus, logwood, morinda, quercitron, safflower, saffron, sassafras, sumac, turmeric, turnsole, walnut, weld, and woad

- **INSECTS**

- Such as kermes, lac dye, cochineal

- **LICHENS** (algae or fungi) and **SHELLFISH**

- Such as archil (lichen) and Tyrian purple (extracted from mollusks)

Synthetic dyes were first derived in 1856 (from coal-tar extracts to create mauve)

DYESTUFFS

The raw organic materials used to create a dye



Natural colorants

While colors can be extracted from all plants and some animal products, not all of these colorants have **good dyeing properties**.

They are not **COLORFAST**



Color fastness

FASTNESS

The resistance of color to fading.

A colorfast dye will maintain its color when exposed to light, steam, high temperatures, soap, salts, and other environmental conditions.

LIGHT FASTNESS

How resistant a color is to fading when it is exposed to light, especially sunlight.



Light fastness tests of textiles dyed with natural colorants. Small squares of each sample were exposed to light of varying intensities and for different durations. The squares exposed to the brightest light for the longest time have faded the most.

<http://www.conservationphysics.org/fading/fade.pdf>

<http://cameo.mfa.org/wiki/Fastness>

What creates, changes, or affects the color?

- Dyestuffs
- Textile
- Dyeing time
- Dyeing temperature
- Mordants
- Additives
- Acidity/alkalinity of dye bath



Classification of organic dyes

Types of dyes (by chemical class)

Indigoids

Indigo



Anthraquinones

Cochineal



Flavonoids

Weld



Carotenoids

Turmeric



Neo-flavonoids/homoisoflavonoids

Logwood



<http://www.saniapell.com/homemade/the-colour-of-food-homemade-fabric-dyes/>

<http://www.dtcrafts.co.uk/dyesFixers/earthues/dy201.html>

<https://www.brushcreekwoolworks.com/products/weld-natural-dye>

<http://www.dtcrafts.co.uk/dyesFixers/naturalDyes/ds002pic.html>

Types of dyes (by process)

DIRECT DYES

Colorant forms a direct bond to the textile fiber



Turmeric

<http://www.saniapell.com/homemade/the-colour-of-food-homemade-fabric-dyes/>

MORDANT DYES

Colorant needs to bind to a coordination metal as a bridge between the dye and textile fiber



Cochineal

<http://www.dtcrafts.co.uk/dyesFixers/earthues/dy201.htmlw>

VAT DYES

A chemical reaction (reduction) in the dye vat is needed to bind the dye to the textile



Indigo

<https://gailcreativestudies.wordpress.com/2016/06/29/indigo-in-south-east-asia-guest-blogger-penny-peters/indigo-dye-vat-near-sapa-vietnam/>

Direct Dyes

Direct dyes

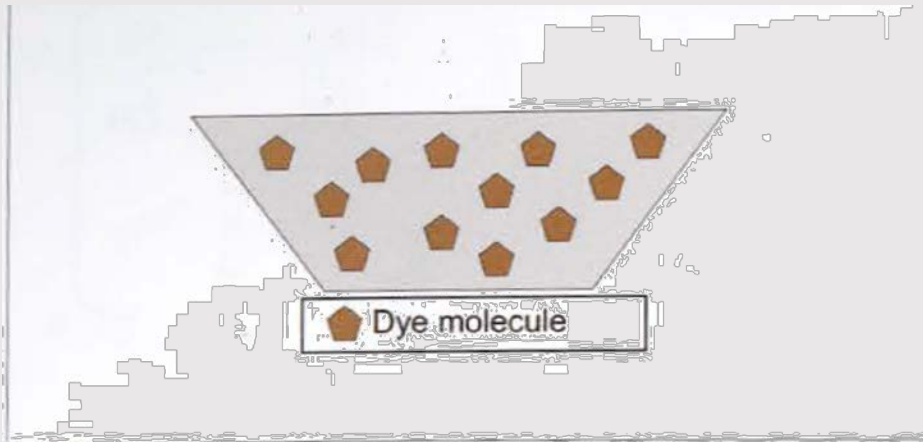
The dye binds to the textile fiber via hydrophobic interactions, hydrogen bonds and, where applicable, via ionic interactions.

Compared to the other dyeing processes, the fastness to both light and washing are poor.

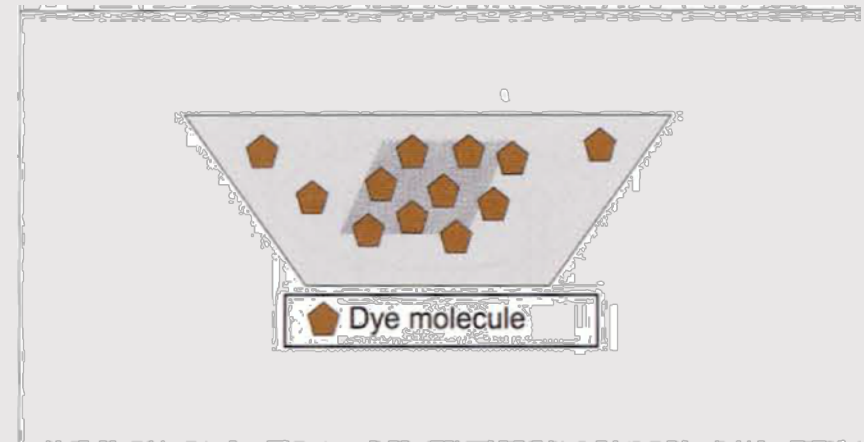


Direct dye process

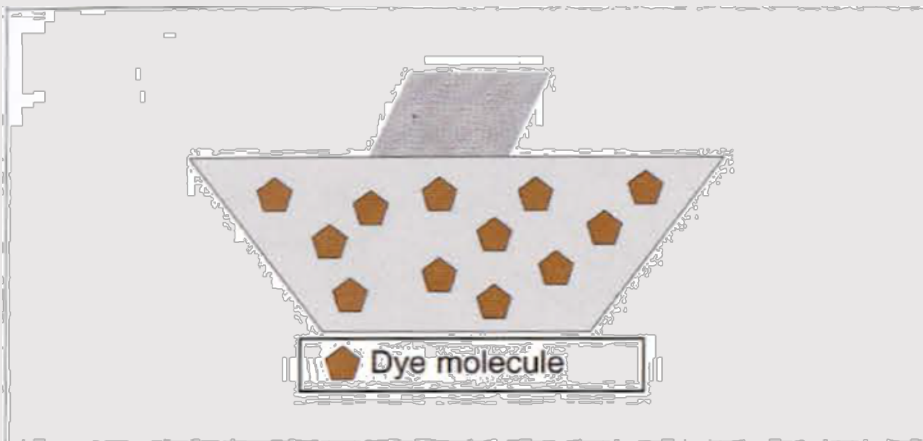
(1) Dye extracted from dye plant



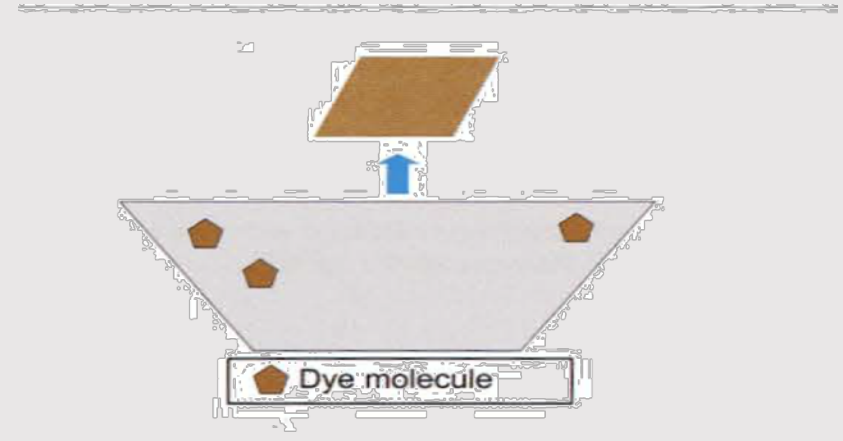
3) Dye molecules absorbed by textile



(2) Textile is added to dye bath



(4) Textile is removed



Vat Dyes

Vat dyes - indigoids

These dyes are not soluble in water as such but must be converted into a water-soluble form. This conversion, actually a reduction, can be achieved with reducing agents such as sodium dithionite, but historically this was done by fermentation.



The fermentation vat could take hours or even days to develop in such a way that the insoluble dyes were converted into their soluble *leuco-form* needed for the dyeing process.

Mordant Dyes

Mordant dyes

Mordants are the largest natural dye class.



The word “mordant” is derived from the Latin *mordere*, “to bite”, as historically it was thought that the mordant would allow the dye to bite onto the fiber to create a colorfast textile.

Mordant dyes

Mordants are commonly metal salts or other coordination metals that form a bridge between the textile fiber and the dye, resulting in a dye-metal-textile complex. The mordant attaches via neighboring C=O and C-OH groups in the dye.

Due to this complexation, mordant dyes have very good fastness to washing and better light fastness.

It is important to be aware that mordant dyes will also dye directly to give a (pale) color to unmordanted wool. This means that, in the case of a mordanted textile, part of the dye attached to the textile fiber may be bound directly to it, while another part is bound via the mordant. The part that is dyed directly will show poor fastness to light and washing.

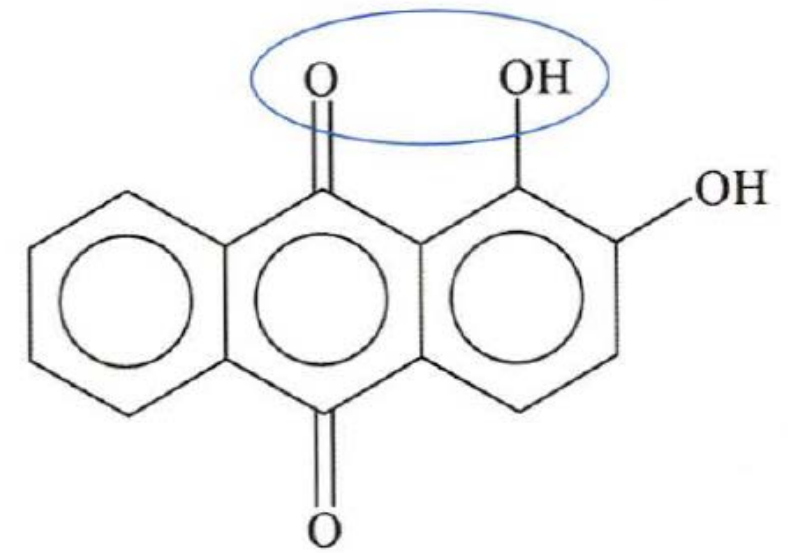


Figure 2 Probable position for coordination with aluminium ions taking alizarin as an example (Sanyova 2000/1: 66–78).

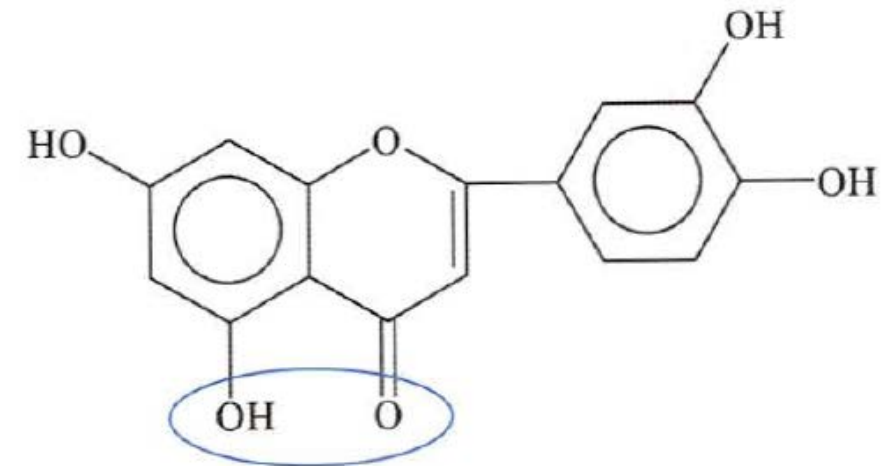
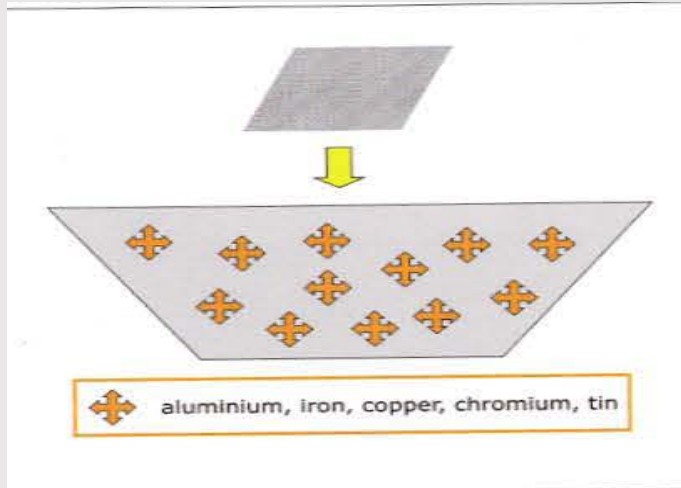


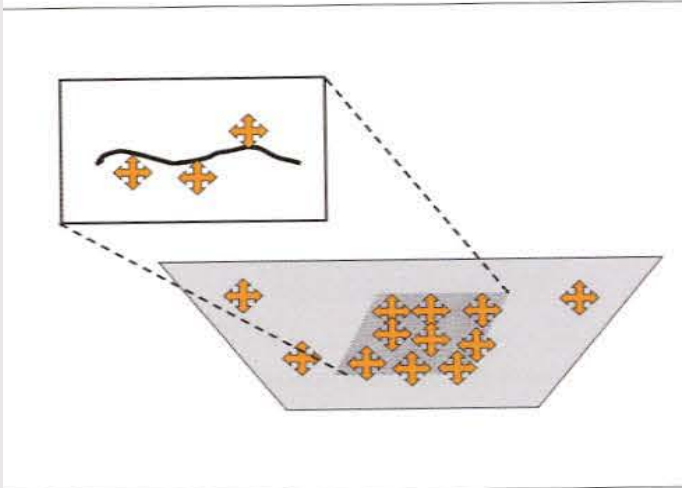
Figure 3 Probable position for coordination with aluminium ions taking luteolin as an example (Amat *et al.* 2010).

Mordant dye process

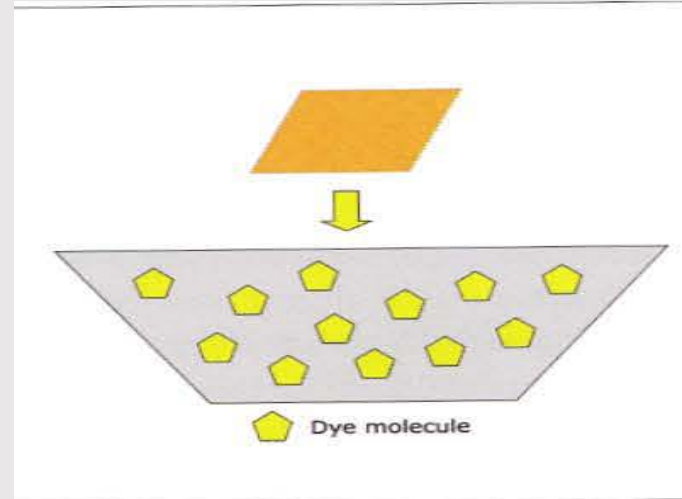
(1) Mordant bath is prepared by dissolving metal salts in water. Textile is then added



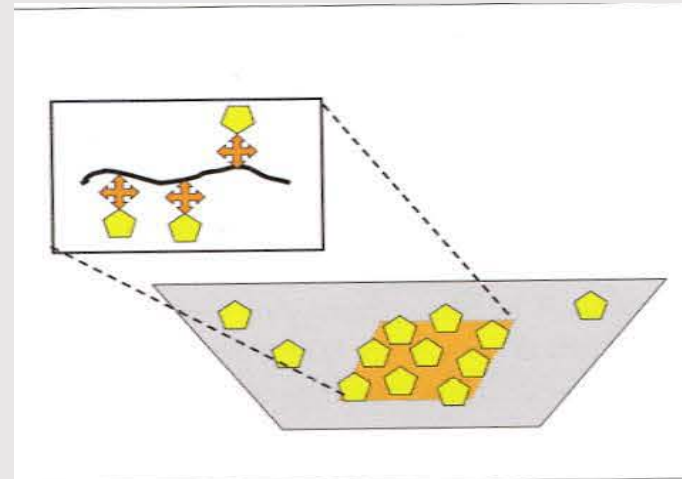
(2) Metal is bound to the textile



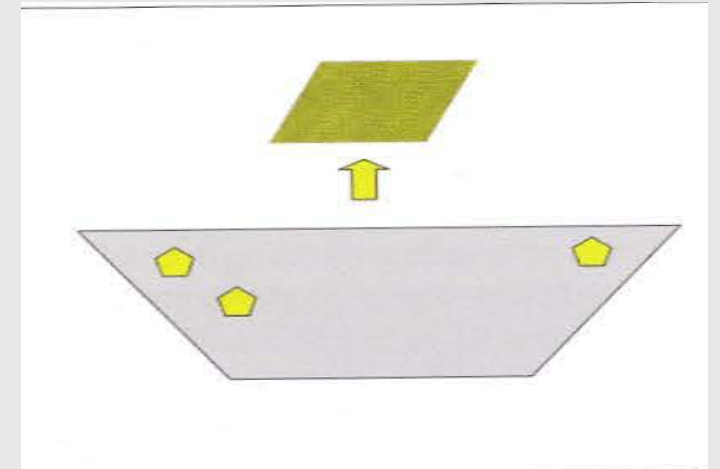
(3) Mordanted textile is added to dye bath



(4) Dye molecules bind to coordination metals of mordanted textiles



(5) Dyed textile is removed




Mordants

Mordants

Metal salts, including those of aluminum, tin, iron, copper, and chromium.

Mordants help form a dye-metal-textile complex to create a colored textile that is more color and light fast (or in some cases, completely facilitating the coloring of the textile).



Mordant: Aluminum

Used since antiquity.

Aluminum is the most important and most vastly used mordant.



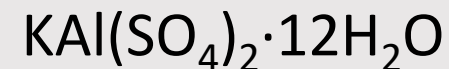
<http://www.chem.uiuc.edu/chem103/aluminum/AlIndex.htm>



https://en.wikipedia.org/wiki/Potassium_alum#/media/File:Potassium_alum_octahedral_like_crystal.jpg

Most commonly extracted from alum (also known as potash alum or potassium alum).

Aluminum potassium sulfate,



- Acidic – pH of 3

Mordants: other metals used since antiquity

Iron

- Usually in the form of iron(II) sulfate (also known as ferrous sulfate, vitriol, green vitriol, copperas) $\text{FeSO}_4 \cdot 7\text{H}_2\text{O}$
- Sometimes iron acetate $\text{C}_{14}\text{H}_{27}\text{Fe}_3\text{O}_{18}$



Copper

- Usually copper(II) sulfate (also known as cupric sulfate, blue vitriol, Roman vitriol) $\text{CuSO}_4 \cdot 5\text{H}_2\text{O}$
- Sometimes copper acetate $\text{Cu}(\text{CH}_3\text{COO})_2$



Mordant: Plant-based used since antiquity, Tannin

Tannins, in the form of oak galls, bark, wood, and leaves of certain tree families like oak, sumac

- Tannic acid $C_{76}H_{52}O_{46}$



<https://en.wikipedia.org/wiki/Sumac#/media/File:SumacFruit.JPG>

Mordants: used more recently

Since 17th century

- Tin, usually as tin(II) chloride (also known as stannous chloride) SnCl_2

Since 19th century

- Chromium usually as chromate CrO_4^{2-} or dichromate $\text{Cr}_2\text{O}_7^{2-}$

Potassium chromate



Potassium dichromate



Stannous chloride



Textiles

Textiles

The chemical interaction between the dye and the textile fiber is dependent on the dye itself and the type of fiber to be dyed.

There are two main textile groups: those with proteinaceous fibers - primarily wool and silk - and those such as cotton or linen that have cellulosic fibers.

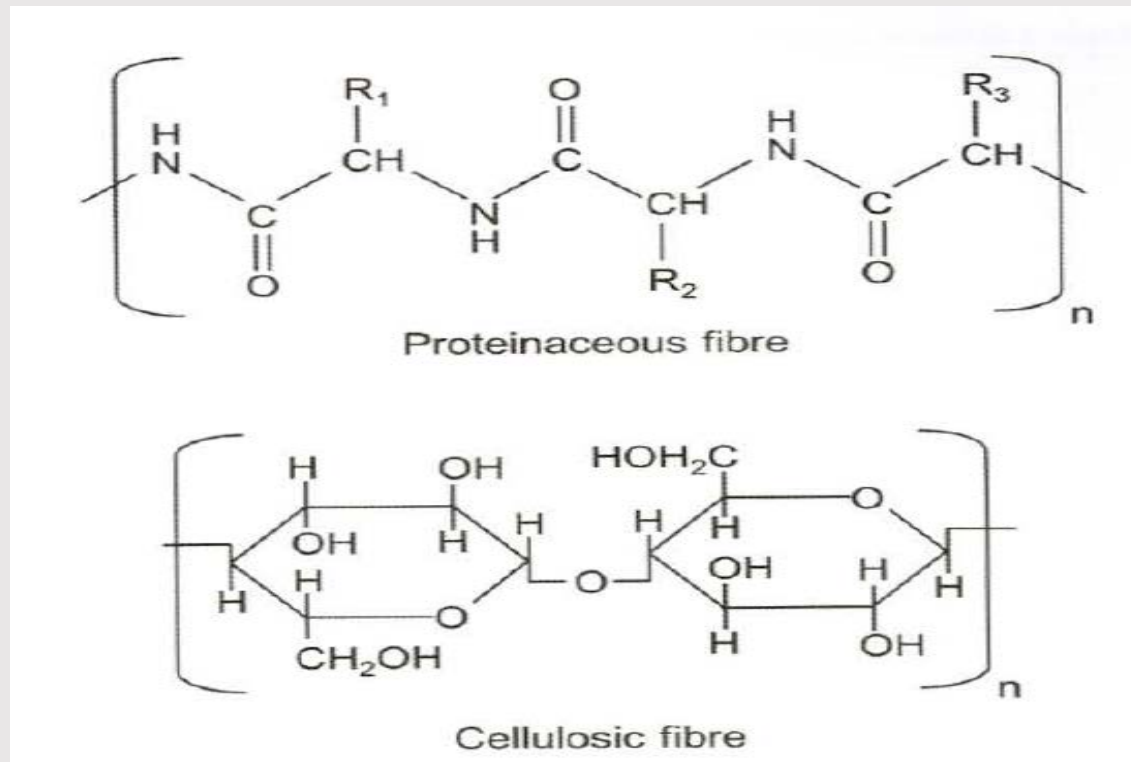


Figure 1 The basic structure of proteinaceous and cellulosic fibres.



Additional info

Historical Recipe Examples

Neueroffneter curioser Schatz-Kasten (Anon. 1706: 556, translated)

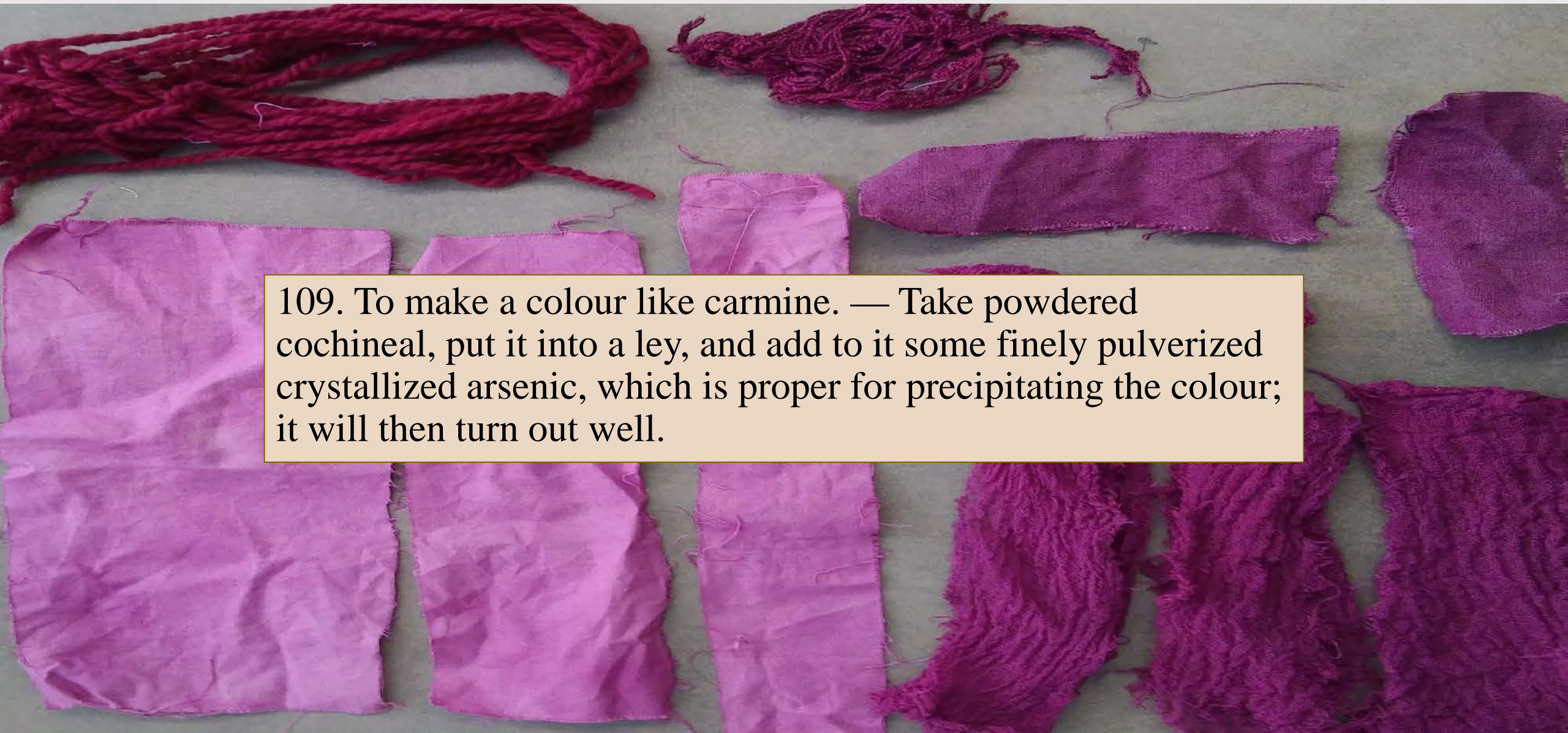
As quoted in Kirby, et. al. *Natural Colorants*



To dye nice carmine-coloured cloth. One has to take for 8 pounds of woollen cloth 2 *Loth* of cochineal, 2 quarters of wheat flour, or *Gaitz* [?]; the bran must be soaked in water for 8 days so that the water gets really acid. When one wants to dye then, the water must be poured off from the bran into the kettle. But the cochineal must be soaked before in warm water overnight. When one now dyes, a good fire must be made under it to warm the [bran) water. Then take a little of it [the warmed bran water], stir it with some dye and put it in the kettle as long as one still has some dye. When now it starts to boil, and one wants to give it an after-treatment [*meistem*], one must take lye extracted three times, or one takes 1.5 or 2 quarters of ashes of pressed wine-grapes, pours it into lukewarm water, and passes the dyed cloth through it until the shade is to your liking.

Paduan Manuscript (pg. 698)

Original Treatises, Dating from the XIIIth to XVIIIth Centuries, on the Arts of Painting in Oil, Miniature, Mosaic, and on Glass of Gilding, Dyeing, and the Preparation of Colours and Artificial Gems by Mary P. Merrifield (1804)



109. To make a colour like carmine. — Take powdered cochineal, put it into a ley, and add to it some finely pulverized crystallized arsenic, which is proper for precipitating the colour; it will then turn out well.

Paduan Manuscript (pg. 710)

Original Treatises, Dating from the XIIIth to XVIIIth Centuries, on the Arts of Painting in Oil, Miniature, Mosaic, and on Glass of Gilding, Dyeing, and the Preparation of Colours and Artificial Gems by Mary P. Merrifield (1804)

139. To make super-excellent carmine. —Take an egg, make a hole in it so that the white will run out, then take mercury and fill the egg with it, stop up the hole and lute it according to the best of your ability; then bury it two feet deep in horsedung which is very much exposed to the sun, and do this in the dog days. Leave it in this situation for 40 days, then take it out, with great care, lest it should break ; then break it, and you will find in it a living animal; let the animal die, and preserve it, it will fall to powder; use this powder, which will be a most splendid carmine, for painting and miniatures, but you must beware of the smell at the beginning.

2018-04-18 Fleece
Mordant: None
Dye: Cochineal

Paduan Manuscript (pg. 660)

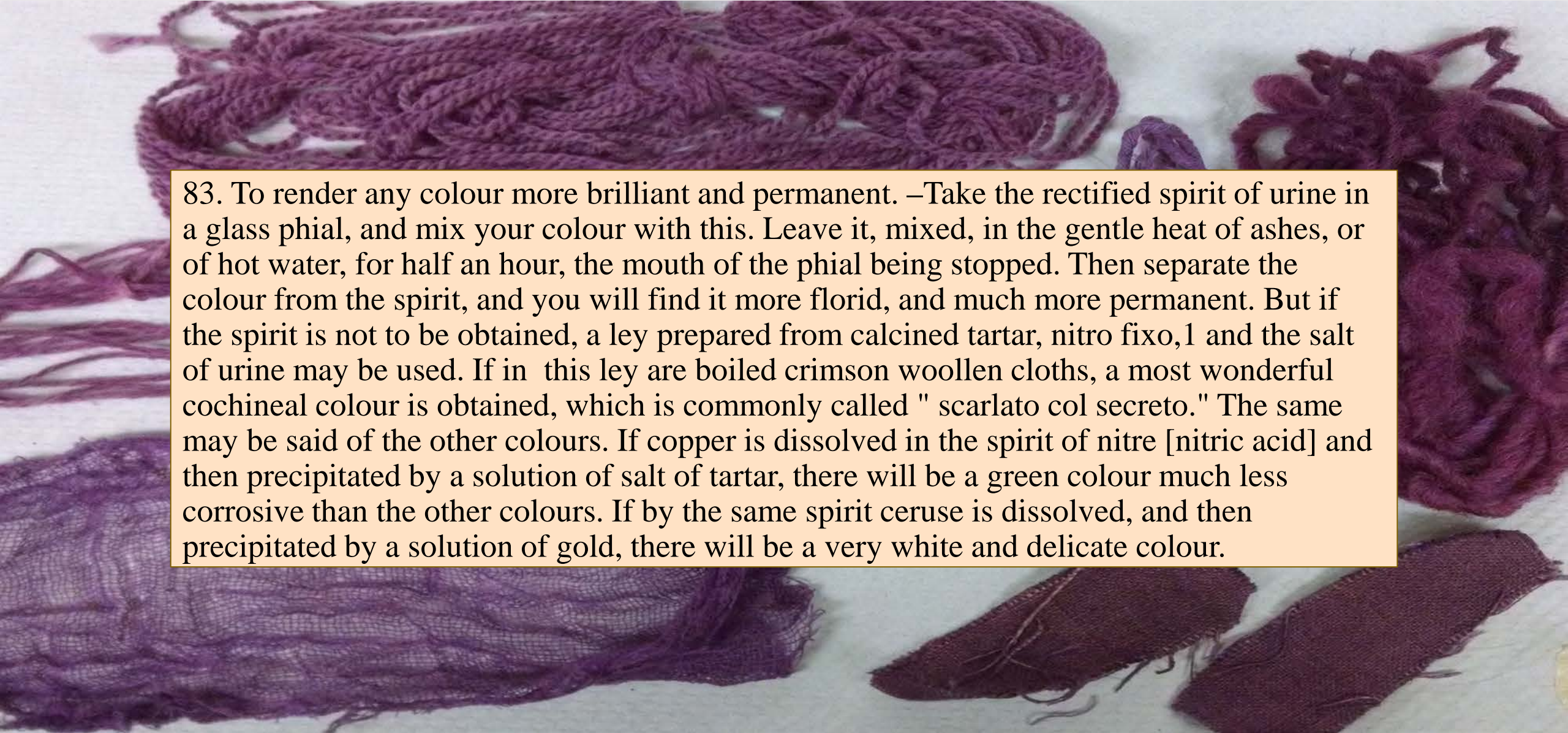
Original Treatises, Dating from the XIIIth to XVIIIth Centuries, on the Arts of Painting in Oil, Miniature, Mosaic, and on Glass of Gilding, Dyeing, and the Preparation of Colours and Artificial Gems by Mary P. Merrifield (1804)



22. How to prepare cochineal. —Boil it with lemon juice, garlic juice, and burnt alum.

Paduan Manuscript (pg. 682-684)

Original Treatises, Dating from the XIIIth to XVIIIth Centuries, on the Arts of Painting in Oil, Miniature, Mosaic, and on Glass of Gilding, Dyeing, and the Preparation of Colours and Artificial Gems by Mary P. Merrifield (1804)



83. To render any colour more brilliant and permanent. –Take the rectified spirit of urine in a glass phial, and mix your colour with this. Leave it, mixed, in the gentle heat of ashes, or of hot water, for half an hour, the mouth of the phial being stopped. Then separate the colour from the spirit, and you will find it more florid, and much more permanent. But if the spirit is not to be obtained, a ley prepared from calcined tartar, nitro fixo,¹ and the salt of urine may be used. If in this ley are boiled crimson woollen cloths, a most wonderful cochineal colour is obtained, which is commonly called "scarlato col secreto." The same may be said of the other colours. If copper is dissolved in the spirit of nitre [nitric acid] and then precipitated by a solution of salt of tartar, there will be a green colour much less corrosive than the other colours. If by the same spirit ceruse is dissolved, and then precipitated by a solution of gold, there will be a very white and delicate colour.

The Plictho (pg. 145-147)

The Plictho: instructions in the art of the dyers which teaches the dyeing of woolen cloths, linens, cottons, and silk by the great art as well as by the common by Giovanventura Rosetti (active 1530-1548)

To dye silk in perfect crimson color.

122. First arrange the silk over the small rods that it be eight ounces of silk each. Couple them two by two so that it stays well in cooking. It needs half a bucket of water for each pound of silk. See that your work load is pocketed in manner that in the pocket it be not too tight, in fact better wide. Take eight ounces of black soap for each pound of silk to be worked and it need be boiled at a gentle boil a half hour and no more. Then take it out of the pocket, and wash it well to advantage so that in such manner that by the hand is known its scroop. To alumate it, takes ounces of alum for each pound of cooked silk and that the roche alum be fine. Note that as you dissolve the roche alum it needs be dissolved in river water that is well boiling in a cauldron. Let it cool, and when it is cool take it out and throw it into a tub and over that, as much water that in all it be one bucket for each pound of cooked silk. It makes the water biting as it must be, that is, one bucket of bath for each pound and see that you understand. When you want to use the water, divide it and make it to eight rods of about eight ounces each, and you put them in that tub where is the bath of alum. Make it stay well under the water and it must stay in the said alum fourteen hours and up to thirty. As you take out the silk from the alum, wash it well to advantage, and when you will have done this, divide it again as is said above for dyeing.

Also, the crimson needs to be soaked and it needs to soak according to the season, and especially when you work urgently. See that it be well soaked above all, and that it be well ground similarly to advantage. Then make up the bath and put in as much water as is half a bucket per pound of load. Then put bath into the cauldron and make a bright fire and see that it boil. As it begins to boil, have set up three fazi of poppo for each pound of load, and it must be well pestled and sifted. You will put the said poppo into the cauldron and stir well and then put your load inside and go turning it over as usual, with a good fire

below and that it fail not and that it be a bright fire. Make it boil thus a half hour and not more. Then take it out and have ready a tub of water and put it in immediately as you take it out of the cauldron. Wash it therein, and squeeze it well to advantage. Then you will go to wash it at the river so that the grease of the crimson comes out of the silk.

Having done this, divide it and return to give it the aluming in a tub and that it be sweeter than the first one. Put your load inside as you did the other time, and let it stay inside fifteen hours to advantage*and then take it out and wash it well in river water. Then divide it up and make rods as above to dye the silk the second time. Then have ready first a half bucket of bath as before and make it boil and when it raises the boil see that there are made ready two fazzi of popo for each pound of silk worked. Soak it in the cauldron, pestled as I said above at first, and it needs a half fazo of indigo that has been to soak 24 hours, for each pound, and that has been soaking in a vase of glass. Throw it inside and stir well and then put in your load as you did before. Make it boil a half hour with bright fire and then take it out and it will be dyed competently. Have set up two tubs of water and first wash your load in one and then throw it into the other and then to the flowing river to advantage. And this is approved by Master Matthio of Odati from Venice.

Note this rule, with four pounds of crimson one makes good color and with five one does better, and up to six for each pound of silk. But do not pass beyond this relation to the cooked silk because it dyes perfectly and do not pass that sign.

And it needs crimson, minute and German and it will be perfect color.

When the crimson that you want to grind is soaked it is divided by eye and you take for the first time two thirds and the second the rest and manage as is said above.¹³⁶

Resources and References

Sources of historical evidence

- Analysis of existing objects, such as surviving textiles and paintings in museum collections
 - However, it must be kept in mind that these represent only a small part of history. They are items that have been selectively collected by museums or upper class. Many were made for or bought by the elite, were luxury or just generally expensive items
- Recipe books and collections, instruction manuals
- Work orders, inventories, accounts, orders for materials, import records, and guild regulations

References and Links

- Jo Kirby et al, *Natural Colorants for Dyeing and Lake Pigments: Practical Recipes and their Historical Sources* (Archetype Publications, London, 2014)
- Phipps, Elena. *Cochineal Red: the Art History of a Color*. New York (N.Y.: The Metropolitan Museum of Art, 2010. Print.)
 - Full pdf available for free download here: https://www.metmuseum.org/art/metpublications/cochineal_red_the_art_history_of_a_color
- Merrifield, Mary P. *Original Treatises, Dating from the XIIth to XVIIIth Centuries, on the Arts of Painting in Oil, Miniature, Mosaic, and on Glass of Gilding, Dyeing, and the Preparation of Colours and Artificial Gems; Preceded by a General Introd., with Translations, Prefaces, and Notes*. J. Murray, 1849.
- CAMEO: Conservation & Art Materials Encyclopedia Online: http://cameo.mfa.org/wiki/Main_Page
 - CAMEO is a searchable information resource developed by the Museum of Fine Arts, Boston. The MATERIALS database contains chemical, physical, visual, and analytical information on historic and contemporary materials used in the production and conservation of artistic, architectural, archaeological, and anthropological materials.
- <http://shop.kremerpigments.com/en/>
- <https://maiwa.com/pages/natural-dyes>
- Greenfield, Amy Butler. *A Perfect Red: Empire, Espionage, and the Quest for the Color of Desire*. Harper Perennial, 2006.
- Padilla, Carmella. *Red like No Other - How Cochineal Colored the World*. Rizzoli International Publicat, 2015.
- Cardon, Dominique. *Natural Dyes: Sources, Tradition, Technology and Science*. Archetype, 2007.
- Gettens, Rutherford J., and George L. Stout. *Painting Materials: a Short Encyclopedia*. Dover Publications, 1966.
- Vejar, Kristine. *The Modern Natural Dyer a Comprehensive Guide to Dyeing Silk, Wool, Linen, and Cotton at Home*. Abrams, 2015.
- Short History of Cochineal Red: <https://artechne.wp.hum.uu.nl/short-history-of-the-cochineal-red/>
- Putting the Red in Redcoats: http://www.history.org/foundation/journal/Summer12_newformat/dye.cfm
- A short introduction (about cochineal): https://medium.com/@zip_lehnus/paint-it-red-cochineal-the-wonder-bug-51d280c41d56
- Artist Screen-Prints Fabrics With Bacteria: <http://mentalfloss.com/article/504090/artist-screen-prints-fabrics-bacteria>
- American Society for Microbiology: Bacterial Dyes in Fashion: <https://www.asm.org/index.php/general-science-blog/item/6929-bacterial-dyes-in-fashion>

Dye sustainability resources

- Chávez-Moreno, C. K., et al. "The Opuntia (Cactaceae) and Dactylopius (Hemiptera: Dactylopiidae) in Mexico: a Historical Perspective of Use, Interaction and Distribution." *Biodiversity and Conservation*, vol. 18, no. 13, 2009, pp. 3337–3355., doi:10.1007/s10531-009-9647-x.
- Baliarsingh, Sasmita, et al. "Exploring Sustainable Technique on Natural Dye Extraction from Native Plants for Textile: Identification of Colourants, Colourimetric Analysis of Dyed Yarns and Their Antimicrobial Evaluation." *Journal of Cleaner Production*, vol. 37, 2012, pp. 257–264., doi:10.1016/j.jclepro.2012.07.022.
- Bechtold, T, et al. "Natural Dyes in Modern Textile Dyehouses — How to Combine Experiences of Two Centuries to Meet the Demands of the Future?" *Journal of Cleaner Production*, vol. 11, no. 5, 2003, pp. 499–509., doi:10.1016/s0959-6526(02)00077-x.
- Bechtold, Thomas. *Handbook of Natural Colorants*. Wiley, 2010.
 - [R.A.M. Mussak, T. Bechtold, Natural colorants in textile dyeing, in Handbook of Natural Colorants, ed. by T. Bechtold, R.Mussak \(Wiley, Chichester, 2009\), pp. 315–338](#)
- [FAO/WHO, Major colourants and dyestuffs mainly produced in horticultural systems, in Natural Colourants and Dyestuffs, Non-Wood Forest Products Series, Rome, 1995](#)
- Kant, Rita. "Textile Dyeing Industry an Environmental Hazard." *Natural Science*, vol. 04, no. 01, 2012, pp. 22–26., doi:10.4236/ns.2012.41004.
- Chequer, Farah Maria Drumond, et al. "Textile Dyes: Dyeing Process and Environmental Impact | IntechOpen." *Intech Open*, IntechOpen, 16 Jan. 2013, www.intechopen.com/books/eco-friendly-textile-dyeing-and-finishing/textile-dyes-dyeing-process-and-environmental-impact.
- Mizener, Sarah M., and Catherine Amoroso Leslie. "This Is How We Do It: Understanding Financially Successful Apparel Companies' Adoption of Sustainable Initiatives over Time."
- Samanta, Ashis Kumar. "Fundamentals of Natural Dyeing of Textiles: Pros and Cons." *Current Trends in Fashion Technology & Textile Engineering*, vol. 2, no. 4, 2018, doi:10.19080/ctfte.2018.02.555593.
- "Textiles and Clothing Sustainability." *Textile Science and Clothing Technology*, 2017, doi:10.1007/978-981-10-2146-6.
- Shahid, Mohammad, et al. "Recent Advancements in Natural Dye Applications: a Review." *Journal of Cleaner Production*, vol. 53, 2013, pp. 310–331., doi:10.1016/j.jclepro.2013.03.031.
- Yusuf, Mohd, et al. "Natural Colorants: Historical, Processing and Sustainable Prospects." *Natural Products and Bioprospecting*, vol. 7, no. 1, 2017, pp. 123–145., doi:10.1007/s13659-017-0119-9.

Popular articles

- Yardley, Jim. "Bangladesh Pollution, Told in Colors and Smells." *The New York Times*, The New York Times, 15 July 2013, www.nytimes.com/2013/07/15/world/asia/bangladesh-pollution-told-in-colors-and-smells.html.
- "A Monstrous Mess: Toxic Water Pollution in China." *Greenpeace International*, www.greenpeace.org/international/story/6846/a-monstrous-mess-toxic-water-pollution-in-china/.
- "These Truly Organic Bed Sheets Are Made With Cotton, Rainwater and Wind." *Interesting Engineering*, 10 Mar. 2018, <https://interestingengineering.com/organic-bed-sheets-cotton-rainwater-and-wind>.
- "Wear The Change You Want To See In The World." *Ayo*, <https://madebyayo.shop/blogs/let-s-go-ayo/wear-the-change-you-want-to-see-in-the-world>.
- "Dye Industry." :: *WorstPolluted.org : Reports*, www.worstpolluted.org/projects_reports/display/105
- www.fibre2fashion.com. "Indian Dyes & Dye Intermediates Future, Indian Dyestuff Industry, Indian Dyes Sector Growth, Indian Dyestuffs." *Fibre2Fashion*, www.fibre2fashion.com/industry-article/5118/the-future-of-indian-dyes-and-dye-intermediates?page=1.
- "Environmental Pollution Control in Textile Industry." *Fashion2Apparel*, <http://fashion2apparel.blogspot.com/2017/08/environmental-pollution-control-textile.html>.
- "The Case for Natural Dyes." *Avani E-Store*, <https://avani-earthcraft.com/blogs/blog/the-case-for-natural-dyes>.
- Todd, Elliot. "Reflections on the Journey of Fashion and Sustainability." *Centre for Sustainable Fashion*, 22 May 2018, <http://sustainable-fashion.com/blog/reflections-on-the-journey-of-fashion-and-sustainability/>.
- "Gujarat's Troubling Environmental Record." *USAPP*, 6 Dec. 2016, <http://blogs.lse.ac.uk/southasia/2014/04/04/gujarats-troubling-environmental-record/>.
- "V&A · Fashioned from Nature." *Introduction to 20th-Century Fashion*, Victoria and Albert Museum, Cromwell Road, South Kensington, London SW7 2RL. Telephone +44 (0)20 7942 2000. Email Vanda@Vam.ac.uk, www.vam.ac.uk/exhibitions/fashioned-from-nature.
- Kimani, Natalie. "Dye Off: Natural vs. Synthetic." *The Designers Studio*, 19 Nov. 2016, <http://tdsblog.com/dye-off-natural-vs-synthetic/>.